

# Accessory information



Please check and identify the supplied accessories. Use numbers indicated in parentheses when asking for replacement parts.

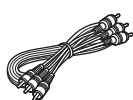
(Product numbers correct as of August 2008. These may be subject to change.)

**Only for U.S.A.:** To order accessories, refer to "Accessory Purchases" on page 42.

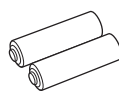
**Only for Canada:** To order accessories, call the dealer from whom you have made your purchase.



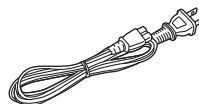
**1 Remote control**  
(N2QAYB000184)



**1 Audio/Video cable**  
(K2KA6BA00004)



**2 Batteries**  
for remote control



**1 AC power supply cord**  
(K2CB2CB00022)

- For use with this unit only. Do not use it with other equipment. Also, do not use cords from other equipment with this unit.

**(ONLY FOR U.S.A. )**

## Product Registration Card

Please complete and return the included product registration card, or register via the Internet at:

<http://www.prodreg.com/panasonic/>

**BD55:**

**BD35:** (ONLY FOR CANADA)

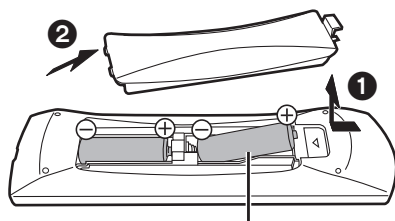
The enclosed Canadian French label sheet corresponds to the English display on the front and back side of the unit.

## Using the remote control

### Batteries

Insert so the poles (+ and -) match those in the remote control.

When closing the lid, insert it from the - (minus) side.



R6/LR6, AA

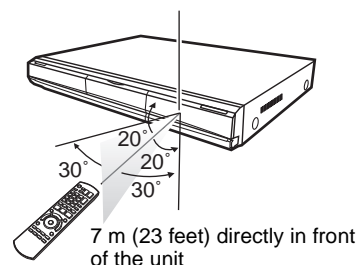
- Do not use rechargeable type batteries.
- Do not mix old and new batteries.
- Do not use different types at the same time.
- Do not heat or expose to flame.
- Do not leave the battery(ies) in an automobile exposed to direct sunlight for a long period of time with doors and windows closed.
- Do not take apart or short circuit.
- Do not attempt to recharge alkaline or manganese batteries.
- Do not use batteries if the covering has been peeled off.

Mishandling of batteries can cause electrolyte leakage which can damage items the fluid contacts and may cause a fire.

Remove batteries if the remote control is not going to be used for a long period of time. Store in a cool, dark place.

### Use

Remote control signal sensor



7 m (23 feet) directly in front of the unit

If you cannot operate the unit or other equipment using the remote control after changing the batteries, please re-enter the codes (⇒ 16, 33).

### CAUTION

Do not place objects in front of the unit. The disc tray may collide with objects when it is opened, and this may cause injury.